

## expandachem

Collapsible Chemical Stores (flat packed)



**Expandachem** is designed specially for the safe storage of hazardous materials, featuring double doors for easy access, a sumped base for contained spillage and a suspended steel grated floor.

Great for siting in locations with limited access, it is light enough to be man handled and the components are small enough to fit through small passageways. No need for cranes, forklifts or specialist tools. Just a socket set - and you're away!

Once erected, it can be lifted from its lifting eyes with a cargo on board!

Expandachem can be linked to another Expandachem unit to form large open plan areas of storage space as required (side by side and end to end).

### Features:

- Fully galvanised body, with powder coated double-doors,
- Less storage space when not in use,
- Simple assembly,
- Fully expandable (modular) capability,
- Optional 'Snap-in' shelf uprights & arms,
- Optional external powder coated painting,
- Low cost,
- Double locking system for additional security at no extra cost.
- Sumped base with suspended floor, for containing any spillages.

### Construction components

The main construction elements of the hazardous store are as follows:

- Chassis, including sumped base
- Floor grate
- Side wall panels
- Roof panel
- Double-door panels featuring the newly improved double locking system
- Fastening elements
- Many optional extras, including Forklift and adjustable leveling feet



### Side Walls & Roof Panel

0,73 mm box profile galvanized steel panels. The panels are strengthened with spot welded galvanized steel frame sections at the edges of each panel. The roof section has two integral gutters for effective rainwater dispersal to all four corners of the container.

### Floor

Sumped chassis base, with suspended floor grate.

### Door Panels

0,73 mm box profile galvanized steel panel, with powder coated finish. The 2 door panels are produced by a spot welding process. The doors are mounted into the frame with galvanized hinges. Complete with two 64mm Euro deadlocks with replaceable cylinders and a central roller catch. Double-Door width: 1900mm, hinged on the right and left, outward opening.

### Fastening Elements

Four 12 mm diameter rods are used to connect the roof to the chassis. These also form lifting eyes for use with a crane. Additional roof security bolts are supplied to prevent external access.

### Packing

All components of the Expandachem are specially packed to ensure that they are not damaged during transportation, loading and unloading under normal circumstances. The smallest transportation cube is achieved in this packing process.


### Powder Coating

The doors are powder coated in RAL3000.

### Additional Information

Lots of optional extras are available for this product, please get contact us for more information.

Feature	ES2	ES3	ES4
Length (mm)	2160	2160	2160
Width (mm)	2305	3080	4080
Height, flat packed (mm)	300	300	300
Height, assembled (mm)	2247	2247	2247
Weight (kg)	520	633	781
Door width (mm)	1900	1900	1900



### Accessories

- 1000kg Grate Upgrade Kit for 2m Unit - **£95.00 +vat**
- 1000kg Grate Upgrade Kit for 3m Unit - **£125.00 +vat**
- 1000kg Grate Upgrade Kit for 4m Unit - **£149.00 +vat**
- Shelf Uprights (each) - **£11.95 +vat**
- Shelf Arms (each) - **£6.95 +vat**
- Door Closer - **£35.00 +vat**
- Cable/Hose Holder - **£5.95 +vat**
- Storage Bin (1000 x 300 x 460mm (w x h x d) - **£39.95 +vat**
- Sump Shelf (1000mm) - **£17.00 +vat**
- Sump Shelf (1900mm) - **£29.00 +vat**
- Linking Kit (2.1m Gable End) - **£35.00 +vat**
- Linking Kit (2m Side) - **£45.00 +vat**
- Linking Kit (3m Side) - **£50.00 +vat**
- Linking Kit (4m Side) - **£59.00 +vat**

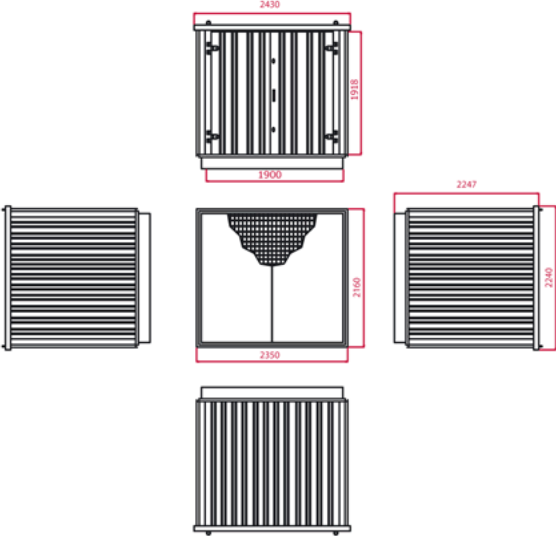
0845 33 11 424



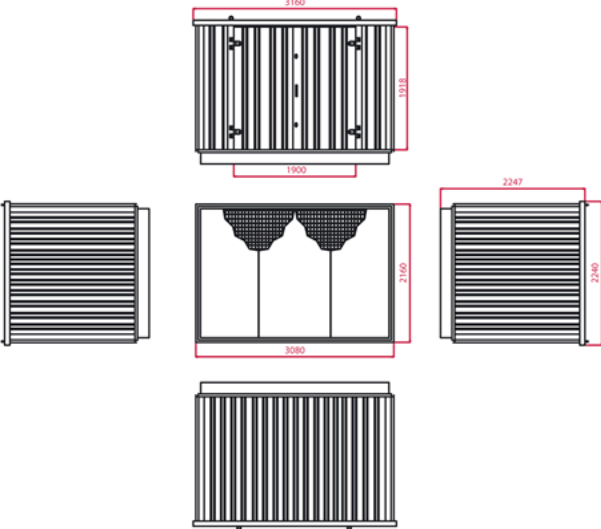
# flatpack

cabins&containers

### 2.35 meter Expandachem



### 3.08 meter Expandachem



### 4.08 meter Expandachem

